



827 - 46 Avenue SE  
Calgary, Alberta T2G 2A5  
**403-276-5060**

7100 42 Street  
Leduc, Alberta T9E 0R8  
**780-980-6350**

**Monday to Friday**  
7:00am to 5:30pm  
**Open on weekends**  
**by appointment only**

**Weekend Special**  
Rent end of day Friday and keep it until Monday at 9:00am for (1.5) times the day rate

**Rental day is based on 8 hours in a 24 hour period, or 56 hours on a 7 day week.**

**Delivery and Pick-up Available**  
**\$120 each way for pick-up and delivery within city limits.** *Exception of the Kubota K080m at \$150/hour. Please call for pricing on delivery of the Kamatsu and Doosan Excavators, additional rates will apply.*  
**Fuel Surcharge**  
1.5x the current market rate

**Repair Charges**  
Accidents happen. Please review our damage waiver. Repair surcharge is a flat rate of \$175.00/hr + 10% for shop supplies. Additional costs for parts and consumables will apply unless otherwise stated on our damage waiver.

**Cleaning Fee.**  
\$150 per hour for excessively dirty equipment.

**Full amount to be charged prior to rental. Drivers License and Credit Card required.**

**Deposit or Pre Authorization on rentals.**  
Rentals over a week will require a \$1,000 deposit. Rentals under a week, will have a pre authorization hold for \$1000. Call for more details.

**Save Big With Our Spring - Summer Deals**



**Rent a MT100 and Dump Trailer for a reduced rate**

*Some exclusions apply. Call for details. Deals are in affect March - August*

- 4-Hour Rentals - **20% Off**
- Machine + Trailer Combos - **20% Off**
- Combo + 4 Hour Rentals - **30% Off**

**POPULAR COMBOS w/Discount Shown**



Equipment	Description	4hr	Day	Week	Month
BOBCAT MT100 w/ 10'DUMP TRAILER	STAND ON MINI TRACK LOADER WITH A 2.7 cu yd DUMP TRAILER WITH A 4200LBS CAPACITY	\$210	\$320	\$1,520	\$3,760
BOBCAT T450 w/ 20' TILT DECK TRAILER	MID SIZE TRACK LOADER WITH A 20' TILT DECK TRAILER	\$300	\$315	\$1,330	\$3,710
T450 TRACK LOADER w/ 14' DUMP TRAILER	MID SIZED TRACK LOADER WITH A 8 cu yd DUMP TRAILER WITH A 13,000LBS CAPACITY	\$296	\$333	\$1,400	\$3,640
BOBCAT T770 w/ 25' DECK OVER TRAILER	LARGE TRACK LOADER WITH A 25' DECK OVER TRAILER	\$308	\$420	\$1,720	\$4,640
MINI ELECTRIC EXCAVATOR w/ 10' DROP DECK TRAILER	MINI KATO ELECTRIC EXCAVATOR WITH A DROP DECK TRAILER	\$224	\$280	\$1,400	NA
BOBCAT E26 w/ 14' DUMP TRAILER	2.5TON EXCAVATOR WITHWITH AN 8 cu yd DUMP TRAILER WITH A 13,000LBS CAPACITY	\$259	\$380	\$1,600	\$4,640
BOBCAT E10 w/ 10' DUMP TRAILER	MINI EXCAVATOR AND A 2.7 CU YD DUMP TRAILER WITH A 4200LBS CAPACITY	\$224	\$340	\$1,440	\$4,080

*\*\*\*\*Our combo rentals are not limited to the popular combos list above. Call today or visit our website for more information.*

## MINI SKID-STEER AND TRACK LOADERS



Make/Model	Description	Capacity lbs.	Tipping Load lbs.	Dimensions	HP	Bucket Hinge Pin Height	Weight lbs.	4hr	Day	Week	Month
BOBCAT S70	WHEELED SKID STEER	700	1520	76" L x 35.5" W x 71.5" H	24	94"	2,892	\$200	\$250	\$1,150	\$2,875
BOBCAT MT100	STAND ON TRACK LOADER	1,000	2898	106.2" L x 35.6" W x 54.6" H	24.8	80.9"	3,390	\$200	\$250	\$1,200	\$2,800

## COMPACT LOADERS AND SKID-STEERS



Make/Model	Description	Cap lbs.	Tipping Load lbs	Dimensions	HP	Bucket Hinge Pin Height	Weight lbs.	4hr	Day	Weekly	Month
BOBCAT T450	TRACK LOADER	1,490	4,257	98.5" L x 55" W x 77.8" H	55	109.5"	6,424	\$250	\$300	\$1,200	\$2,900
BOBCAT S595	SKID-STEER	2,200	4,400	105" L x 65.2" W x 77.8" H	74	119"	6,795	\$275	\$320	\$1,200	\$3,300
BOBCAT T595	TRACK LOADER	2,280	6,515	104.5" L x 67" W x 78" H	70	119"	8,055	\$300	\$350	\$1,300	\$4,000
BOBCAT T770	TRACK LOADER	3,475	9,925	114.3" L x 78" W x 81.3" H	92	131"	10,515	\$300	\$350	\$1,300	\$3,500
ELISE 700	<b>ELECTRIC</b> SKID STEER	1,543	3,086	98" L x 67" W x 80" H	40	142"	5,732	\$300	\$400	\$1,600	NA

\$295/hr with Operator

## MINI SKID STEER & LOADER ATTACHMENTS



Make/Model	4hr	Day	Week	Month
SMOOTH BUCKET 36"	\$28	\$35	\$175	\$525
TOOTH BUCKET 36"	\$28	\$35	\$175	\$525
PALLET FORKS 36"	\$28	\$35	\$175	\$525
DUMP HOPPER 1.1 CU YD	\$80	\$100	\$400	\$1,000
AUGER DRIVE & BIT	\$120	\$150	\$500	\$1,250
BREAKER ATTACHMENT	\$120	\$150	\$750	\$2,250
ANGLE BROOM 48"	\$80	\$100	\$400	\$1,000
CLOSED FACE SWEEPER 44"	\$100	\$125	\$500	\$1,250
CHAIN TRENCHER 36"	\$140	\$175	\$875	\$2,625

PLATE PACKER \*Call for details or pricing

## COMPACT LOADER AND SKID-STEER ATTACHMENTS



Make/Model	4hr	Day	Week	Month
SMOOTH BUCKETS (50", 61", 65", 80")	\$40	\$50	\$250	\$625
TOOTH BUCKETS (56", 68", 74", 86")	\$40	\$50	\$250	\$625
PALLET FORKS 48"	\$40	\$50	\$250	\$625
HYDRAULIC PALLET FORKS 48"	\$68	\$85	\$425	\$1,275
HYDRAULIC HIGH LIFT LOADER BUCKET 9'	\$140	\$175	\$750	\$1,875
GRAPPLE BUCKET 78"	\$50	\$75	\$200	\$800
ANGLE BROOM 84"	\$120	\$200	\$600	\$1,200
CLOSED FACE SWEEPER 72" & 74"	\$120	\$200	\$600	\$1,200
AUGER DRIVE & BIT	\$120	\$125	\$600	\$2,100
BREAKER ATTACHMENT HYDRAULIC	\$200	\$250	\$1,150	\$3,300
MILLING ATTACHMENT	\$340	\$425	\$1,700	\$4,250
WHEEL SAW TRENCHER	\$300	\$375	\$1,500	\$4,500



## Trailers

Make/Model	Description	4hr	Day	Week	Month
DUMP TRAILERS 10'	4,200 lbs CAPACITY HYDRAULIC DUMP TRAILER. 10' x 5' x 18" (2.7 CU YD) BOX. 7000 lbs GVW	\$100	\$150	\$700	\$1,900
DUMP TRAILER 12'	6,910 LBS CAPACITY HYDRAULIC DUMP TRAILER. 12' X 71.5" X 18" (4 CU YD) BOX. 9,990 LBS GVW	\$100	\$150	\$700	\$1,900
HD DUMP TRAILER 12'	9,200 lbs CAPACITY HYDRAULIC DUMP TRAILER. 12' x 6'11" x 24" (6 CU YD) BOX. 14,080 lbs GVW	\$100	\$150	\$700	\$1,900
DUMP TRAILERS 14'	9,800 lbs CAPACITY HYDRAULIC DUMP TRAILER. 14' x 7'10" x 24" (8.1 CU YD) BOX. 14,000 lbs GVW	\$120	\$175	\$800	\$2,300
HD DUMP TRAILERS 14'	13,000 lbs CAPACITY HYDRAULIC DUMP TRAILER. 14' x 7'9" x 24" (8.1 CU YD) BOX. 18,000 lbs GVW	\$120	\$175	\$800	\$2,300
DROP DECK 10'	13,000 lbs CAPACITY DROP DECK TRAILER WITH A 2-5/16" HITCH. FLATBED: 125" x 69". 16,320 lbs GVW	\$120	\$150	\$750	\$2,000
DROP DECK 16'	12,000 lbs CAPACITY DROP DECK TRAILER WITH A 2-5/16" HITCH. FLATBED: 16' x 75". 16,320 lbs GVW	\$140	\$175	\$875	\$2,200
FLAT DECK TRAILER 16'	11,310 lbs CAPACITY FLAT DECK TRAILER WITH DOVETAIL RAMPS. FLATBED: 16' x 81". 14,000 lbs GVW	\$100	\$150	\$700	\$2,100
TILT DECK 20'	9,500 lbs CAPACITY HYDRAULIC TILT DECK. FRONT ROCK GUARD WITH WINCH. 20' x 80" DECK. 12,320 lbs GVW	\$125	\$150	\$700	\$2,400
TILT DECK 22'	12,000 lbs CAPACITY HYDRAULIC TILT DECK WITH FRONT ROCK GUARD. 22' x 81" DECK. 16,320 lbs GVW	\$125	\$150	\$700	\$2,400
TILT DECK 23'	12,000 lbs CAPACITY MECHANICAL TILT DECK WITH A PINTLE HITCH. 23' X 81" DECK. 16,320 lbs GVW	\$120	\$150	\$700	\$2,400
TILT DECK 28' W/AIR BRAKES	55,000 lbs CAPACITY AIR BRAKE, TRIDEM AXLE, DUAL-WHEEL TILT DECK WITH A PINTLE HITCH. 28' X 8'5" DECK. 68,000 lbs GVW	\$240	\$400	\$1,500	\$4,500
DECK OVER 25' W/WINCH	18,000 lbs CAPACITY ELECTRIC BRAKE, DUAL-AXLE DECK OVER WITH A PINTLE HITCH. 25' X 8' DECK. 24,000 lbs GVW	\$140	\$175	\$850	\$2,300
HD DECK OVER 25'	39,600 lbs CAPACITY ELECTRIC BRAKE, TRI-AXLE DECK OVER WITH A PINTLE HITCH. 25' X 8' DECK. 46,000 lbs GVW	\$120	\$175	\$850	\$2,300
HD DECK OVER 29'	39,600 lbs CAPACITY ELECTRIC BRAKE, DUAL-AXLE DECK OVER WITH A PINTLE HITCH. 29' X 8' DECK. 46,000 lbs GVW	\$175	\$250	\$1,200	\$2,500
ENCLOSED HAULER 12'	DOUBLE-AXLE BUMPER PULL ENCLOSED TRAILER WITH ELECTRIC BRAKES. 10,000 lbs GVW	\$80	\$100	\$500	\$1,500
ENCLOSED HAULER 14'	DOUBLE-AXLE BUMPER PULL ENCLOSED TRAILER WITH ELECTRIC BRAKES. 10,400 lbs GVW INTERIOR: 168"L X 79"W X 78"T	\$104	\$130	\$650	\$1,950
ENCLOSED TOY HAULER 16'	DOUBLE-AXLE BUMPER PULL ENCLOSED TRAILER WITH ELECTRIC BRAKES. FITS 2 MOTORCYCLES. 7,000 lbs GVW INTERIOR: 177"L X 80"W X 75.5"T	\$120	\$150	\$750	\$2,250
ENCLOSED HAULER 20'	DOUBLE-AXLE BUMPER PULL ENCLOSED TRAILER WITH ELECTRIC BRAKES. 11,300 lbs GVW INTERIOR: 240"L X 77"W X 84"T	\$120	\$150	\$750	\$2,250
ENCLOSED HAULER 22'	DOUBLE-AXLE BUMPER PULL ENCLOSED TRAILER WITH ELECTRIC BRAKES. FITS 4 MOTORCYCLES. 11,300 lbs GVW INTERIOR: 260"L X 82"W X 81.5"T	\$120	\$180	\$750	\$2,250
ENCLOSED HAULER 25'	DOUBLE-AXLE BUMPER PULL ENCLOSED TRAILER WITH ELECTRIC BRAKES. 10,000 lbs GVW. INTERIOR: 292"L X 82"W X 78"T	\$140	\$170	\$850	\$2,500
ENCLOSED CAR HAULER 28'	DOUBLE-AXLE BUMPER PULL ENCLOSED TRAILER WITH ELECTRIC BRAKES 12,000 lbs GVW INTERIOR: 336"L X 82"W X 81"T	\$150	\$180	\$900	\$2,800
FABTECH 8X16 SITE TRAILER	JOB SITE TRAILER	\$80	\$100	\$500	\$1,500

\*\*\*All trailers have a 2-5/16" Hitch unless otherwise stated.

## STREET SWEEPERS



Make/Model	Week	Month
CHALLENGER SW#, IZUZU	\$7,000	NA
ELGIN 3300	\$8,000	NA
ELGIN 2018 WHIRLWIND *Call for pricing		

\*Additional mileage rates apply. Please call for details.

## MINI EXCAVATORS



Make/Model	Description	Depth	Dump Height	Ground Reach	HP	Dimensions	Weight lbs.	4hr	Day	Week	Month
KUBOTA K008-4	MINI EXCAVATOR	5'8"	6'8"	9'11"	10.1	108" L x 28" W x 88" H	2,200	\$200	\$250	\$1,000	\$3,200
BOBCAT E10	MINI EXCAVATOR	6'	6'	10'	10.2	110" L x 27.8" W x 87" H	2,593	\$220	\$275	\$1,100	\$3,200
BOBCAT E26	MINI EXCAVATOR w/ THUMB	9'5"	10.4'	16'	24.8	170.4" L x 61" W x 96" H	6,489	\$250	\$300	\$1,200	\$3,500
BOBCAT E32	MINI EXCAVATOR w/ THUMB	10'2"	11'	16.3'	24.8	183.5" L x 61" W x 96.1" H	7,340	\$280	\$350	\$1,400	\$4,000
BOBCAT E35	MINI EXCAVATOR w/ THUMB	12'	12'	19.5'	25	190.4" L x 69.7" W x 96.2" H	8,824	\$300	\$375	\$1,500	\$4,100

\*There is a 25% increase on rental cost when renting breaker attachment. Please call for more details.

## ELECTRIC MINI EXCAVATORS WHEELBARROW & LOADER



Make/Model	Description	Depth	Dump Height	Dimensions	Weight lbs.	4hr	Day	Week	Month
KATO 9VXB	ELECTRIC MINI w/ EXPANDABLE TRACKS	62"	78"	106" L x 27.5"-37" W x 67" H	2,060	\$175	\$250	\$1,250	NA
JCB 19C-1E	ELECTRIC MINI w/ THUMB Top can be removed for easy access	89"	103"	149" L x 39" W x 67"- 92" H	4,193	\$275	\$350	\$1,750	NA
VOLVO ECR25	ELECTRIC EXCAVATOR	13'9"	9'8"	100" H x 61" W x 57" H	6,018	\$275	\$350	\$1,750	NA
DUMP BUGGIES	BATTERY POWERED WHEEL BARROW	NA		68.5" L x 34.5" W x 38" H	561	\$100	\$125	\$500	NA
SHERPA SH100E	MINI ELECTRIC LOADER	NA		60" L x 30" W x 100" H	1,673	\$175	\$250	\$1,250	NA
SHERPA Z10-E	MINI ELECTRIC LOADER	NA		60" L x 30" W x 55" H	2072	\$175	\$250	\$1,250	NA

## EXCAVATORS



Make/Model	Description	Depth	Dump Height	Ground Reach	HP	Dimensions	Weight lbs.	4hr	Day	Week	Month
KUBOTA KX080-4	RUBBER TRACK EXCAVATOR w/ THUMB	15'	17'2"	24"	66	254" L x 86.5" W x 100" H	18,365	\$500	\$600	\$2,200	NA
KOBELCO SK140SRLC7	METAL TRACK EXCAVATOR w/ THUMB	19'7"	23'4"	28'5"	105	24'8" L x 8'6" W x 10'3" H	32,800	\$600	\$900	\$3,000	NA
KOMATSU PC160	RUBBER TRACK EXCAVATOR w/ THUMB	17'	20'	26.9'	113	336" L x 98" W x 115" H	35,935	\$1,200	\$1,500	\$3,000	\$9,000
DOOSAN DX190	WHEELED EXCAVATOR w/ THUMB	19.6'	21.1'	30.2'	156	344" L x 99" W x 123" H	43,431	NA	NA	\$4,000	\$9,500

\*There is a 25% increase on rental cost when renting breaker attachment. Please call for more details.

## EXCAVATOR ATTACHMENTS

Make/Model	Description	4hr	Day	Week	Month
BREAKER	MINI KUBOTA	\$120	\$150	\$500	\$1,250
SQUARE BREAKER	BOBCAT (E26 & E35)	\$200	\$250	\$1,150	\$3,300
ROUND BREAKER	BOBCAT (E26,E32 & E35)	\$200	\$250	\$1,150	\$3,300
LAREGE BREAKER	8T KUBOTA, PC160, DOOSAN (EA47, EA6) - 25% COST OF RENTAL				
DEMO JAW CRUSHER	PC160, KUBOTA 80	\$300	\$375	\$1,500	\$4,500
HOE PACK	DOOSAN, BOBCAT (E26,E32 & E35)	\$200	\$250	\$1,250	\$3,750
CLEANOUT BUCKET	BOBCATS (SIZES;15", 19", 24", 35", 36" & 48"). MINI BOBCATS (31"), 8T KUBOTA (34" & 44"), MINI KUBOTA (12")	\$40	\$50	\$250	\$750
DIGGING BUCKET	BOBCATS (SIZE; 16", 18", 20" & 24"). MINI BOBCATS (15.5"), 8T KUBOTA (16", 22" & 28"), MINI KUBOTA 12"	\$40	\$50	\$250	\$750
RIPPER TOOTH	KUBOTA 80, BOBCAT (E26,E32 & E35)	\$40	\$50	\$250	\$750

## CRANES & DEMOLITION ROBOTS



Make/Model	Description	Capacity lbs.	Dimensions	Weight lbs.	4hr	Day	Week	Month
Spydercrane URW295	MINI CRANE, WORKING FOOTPRINT 8'6" X 7'6" REACH 28'. 1.7-28 ft. WORKING RADIUS. 31 ft. TIP HEIGHT.	6,450	108" L x 24" W x 56" H	4,300	\$400	\$500	\$2,500	NA
BROKK 70	DEMOLITION ROBOT	NA	59" L x 23.5" W x 34.5" H	1,235	\$416	\$520	\$2,600	NA
MOVEX	<b>NEW</b> - STAIR CLIMBING ROBOT. LIFT 2200 lbs WITH BUCKET. CRANE ATTACHMENT CAN LIFT 770 lbs	NA	80"Lx 30" W x 88" H				\$225/hr with Operator	

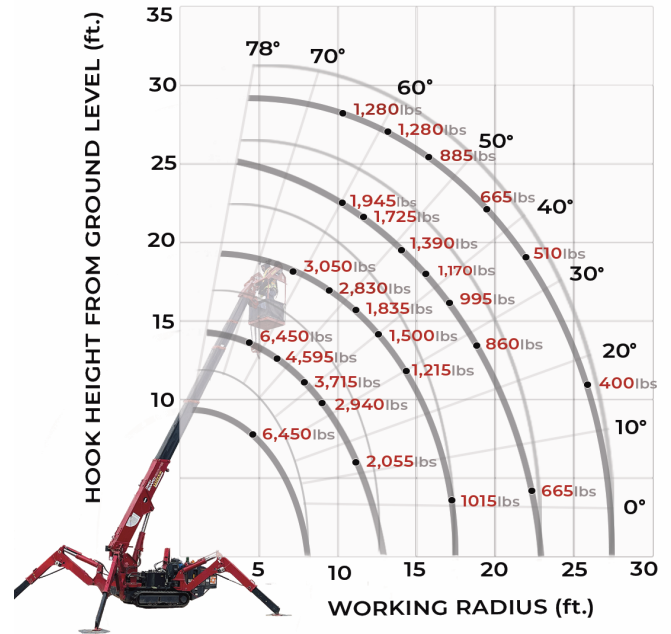


### NEW MOVEX SPECS

Lift Capacity (At max reach)	1100 lbs at 16' 5"	
Lift Capacity (In front of equipment)	2090 lbs at 8' 9"	2200 lbs at 8' 2"
Lift Capacity (with optional manual extension)	770 lbs at 19' 8"	770 lbs at 19' 8"
Max Crane Rotation (Degrees)	11	11
Max Payload On Platform	2,200 lbs	500 lbs
Max Pitch Angle (when moving the machine) Degrees	15	35
Max Roll Angle (when moving the machine)	10	NA
Max Speed (Level Surface)	200 ft/min	200 ft/min
Weight of MOVEX with Crane Attachment	3,200 lbs	

### SPYDERCRANE SPECS

#### Working Radius



## SEALCOATING & CRACK SEALING



Equipment	Model/Description	4hr	Day	Week	Month
WALK-BEHIND CRACK SEALER	CRAFTCO MINI MELTER 10. 30 LBS MELTING BLOCKS AVAILABLE	\$80	\$100	\$400	\$1,200
MELTING BLOCK /w MELTER	SIM LINER 275 METRO	\$400	\$500	\$2,000	\$6,000
CRACK CHASER SAW		\$80	\$100	\$500	\$1,500
SEALCOATER /w TRAILER	AIRBOSS 300 GALLON AIR OPERATED SPRAY SYSTEM WITH FULL SWEEP AGITATION TANK. TRAILER PROVIDED.	\$400	\$500	\$2,000	\$7,500

## TOW BEHIND DIESEL AIR COMPRESSORS



Compressors	Model/Description	psi	Dimensions	Weight lbs.	4hrs	Day	Week	Month
210 CFM COMPRESSOR	SULLIVAN D210	100/150	134" L x 55" W x 70" H	2,340	\$120	\$160	\$600	\$2,000
375 CFM COMPRESSOR	INGERSOLL RAND XP375	150	158" L x 68" W x 78" H	4,361	\$340	\$425	\$1,250	\$3,125
400 CFM COMPRESSOR	ATLAS COPCO XATS400CD7T3	150/200	152" L x 72" W x 69" H	3,900	\$340	\$425	\$1,250	\$3,125
425 CFM COMPRESSOR	DOOSAN P425 AIR COMPRESSOR	100	125.5" L x 78" W x 70" H	5,030	\$340	\$425	\$1,250	\$3,125
440 CFM COMPRESSOR	ATLAS COPCO	150	157" L x 74" W x 74" H	4,590	\$360	\$450	\$1,350	\$3,375
450 CFM COMPRESSOR	ATLAS COPCO XAS450JD6	175	110" L x 55" W x 63" H	4,023	\$360	\$450	\$1,350	\$3,375

\*Comes with (1) 50' length of hose, extra lengths available \$10/day

## GENERATORS



Generators	Model/ Description	Dimensions	Weight lbs.	4hrs	Day	Week	Month
6500Watt GENERATOR	HONDA EG6500, 220V, 10.4 HRS RUN TIME	27" L x 21" W x 22.5" H	180	\$50	\$80	\$300	\$600
14 kVa GENERATOR	SHINDAIWA DGK14F, 240V	55" L x 28" W x 47" H	1378	\$96	\$120	\$400	\$1,080
19 kVa GENERATOR	KUBOTA SQ3330CANSW, 480V	76" L x 34" W x 39" H	1940	\$200	\$250	\$850	\$2,125
25 kVa GENERATOR	SHINDAIWA DG25, 480V	59" L x 28" W x 39" H	2,500	\$200	\$250	\$1,100	\$2,750
45 kVa GENERATOR	SHINDAIWA DGK45F, 480V	83" L x 37" W x 61" H	3,262	\$280	\$350	\$1,100	\$2,750
60 kVa GENERATOR	SHINDAIWA, 480V	94" L x 44" W x 66" H	3,862	\$360	\$450	\$1,500	\$4,000
100 kVa GENERATOR	SHINDAIWA DGK100D, 480V	102" L x 49" W x 71" H	4,564	\$480	\$600	\$1,800	\$5,250

## ELECTRIC EQUIPMENT - ZERO EMISSION RENTALS

Make/Model	Description	Capacity	Dimensions	Weight lbs.	4hr	Day	Week	
KATO 9VXB	ELECTRIC MINI EXC W EXPANDABLE TRACKS	5' Depth	106" L x 27.5-37" W x 82" H	2,060	\$175	\$250	\$1,250	NA
JCB 19C-1E	ELECTRIC BATTERY OPER. MINI EXCAVATOR	9'3" Depth	149" L x 39" W x 92" H	4,105	\$275	\$350	\$1,750	NA
VOLVO ECR25	ELECTRIC EXCAVATOR	13'9" Depth	100" L x 61" W x 57" H	6,018	\$275	\$350	\$1,750	NA
SHERPA	MINI ELECTRIC LOADER	600 lbs	60" L x 30" W x 47" H	1,673	\$175	\$250	\$1,250	\$3,125
TUFFTRUK TB11E	BATTERY WHEEL BARROW DUMP	561 lbs	68" L x 34.5" W x 38" H	561	\$100	\$125	\$500	\$1,250
HELI DC15	ELECTRIC PALLET JACK	3300 lbs	63" L x 22" W x 48" H	344	\$80	\$100	\$300	\$750
HUSQVARNA PG 450	18" TRI-PLANETARY DRIVE	NA	51" L x 19" W x 45" H	240	\$160	\$200	\$850	\$2,400
HUSQVARNA LF60i	BATTERY POWERED PLATE PACKER, 13.75" PLATE	NA	39" L x 13.7" W x 38" H	150	\$80	\$100	\$400	\$1,000
WACKER NEUSON APS1135e	BATTERY POWERED PLATE TAMPER, 13.8" PLATE	NA	34" LX 14" W X 26" H	150	\$80	\$100	\$400	\$1,000
WACKER NEUSON APS60e	BATTERY JUMPING JACK, 11" PLATE	NA	24" L x 15" W x 42" H	157	\$80	\$100	\$400	\$1,000
ELISE 700	ELECTRIC SKID STEER	1,543 lbs	98" L x 67" W x 80" H	5,732	\$300	\$400	\$1,600	NA
								\$225 /hr with operator
STAIR CLIMBER	BUCKET AND CRANE ATTACHMENT AVAILABLE	2,200 lbs						\$225/hr with operator

\*Blade rental starting from \$68/day + Usage



Prices subject to change without notice

## COMPACTION



Equipment	Model/Description	Dimensions	Weight lbs.	4hr	Day	Week	Month
PLATE PACKER 60	GAS HUSQVARNA LF60, 13.78" PLATE WITH WATER TANK	24" L x 14" W x 33" H	150	\$48	\$60	\$240	\$600
PLATE PACKER 80	GAS HUSQVARNA LF80, 33KM/HR, 17" PLATE WITH WATER TANK	40" L x 17" W x 44" H	210	\$56	\$70	\$280	\$700
PLATE PACKER	ELECTRIC HUSQVARNA LF 60I LAT, 13.75" PLATE	39" L x 13.7" W x 38" H	150	\$80	\$100	\$400	\$1,000
PLATE TAMPER	ELECTRIC PLATE TAMPER WACKER NEUSON APS1135E	34" L x 13.8" W x 26" H	150	\$80	\$100	\$400	\$1,000
JUMPING JACK	GAS POWERED, HUSQVARNA LT6005, GAS, 16.5M/MIN, 9" PLATE	29" L x 14" W x 43" H	150	\$68	\$85	\$300	\$800
JUMPING JACK	ELECTRIC BATTERY WACKER NEUSON AS60e, 11" PLATE	24" L x 14.3" W x 41.3" H	157	\$80	\$100	\$400	\$1,000
DOUBLE DRUM ROLLER	SAKAI PACKER CR271 w/ VIBRATION & WATER TANK, 3300 LBS, 35" DRUM	79" L x 40" W x 96" H	3,265	\$260	\$325	\$1,300	\$3,250

## CORE DRILL PRODUCTS



Equipment	Model/Description	4hr	Day	Week	Month
HAMMER DRILL	CORDED	\$50	\$60	\$250	\$1,200
HAMMER DRILL	CORDLESS	\$50	\$60	\$250	\$2,000

\*Core Bit rentals available starting from \$15.00

## FLOOR GRINDERS



Equipment	Model/Description	Dimensions	Weight lbs.	4hr	Day	Week	Month
SINGLE HEAD FLOOR GRINDER	CORE CUT CPG 100 GAS	34" L x 17" W x 24" H	250	\$140	\$175	\$775	\$2,100
240V ELECTRIC FLOOR GRINDER	HUSQVARNA PG450, 240V	34" L x 17" W x 24" H	240	\$160	\$200	\$850	\$2,400
480V DUAL HEAD FLOOR GRINDER	CORE CUT CPG200, ELECTRIC DUAL HEAD FLOOR GRINDER 480V	57" L x 28" W x 43" H	510	\$200	\$250	\$1,000	\$2,500
SINGLE HEAD FLOOR GRINDER COMBO	CORE CUT CPG100 W/ 30-GAL SLURRY VAC OR HILTI VC300 DRY VAC			\$160	\$200	\$1,000	\$2,500
240V ELECTRIC FLOOR GRINDER & VAC COMBO	HUSQVARNA PG450 W/ HUSQVARNA S36 DRY VAC + DUST SEPARATOR			\$240	\$300	\$1,500	\$3,750
480V DUAL HEAD FLOOR GRINDER & VAC COMBO	CORE CUT CPG200 W/ 30-GAL SLURRY VAC			\$280	\$350	\$1,750	\$4,375

## VERMEER TRENCHER



Make/Model	Description	Dimensions	Weight lbs.	4hr	Day	Week	Month
VERMEER-CC135	CUTTING WHEEL SAW CUTTING WIDTH 5", CUTTING DEPTH 31"	165" L x 96" W x 120" H	26,000	\$560	\$700	\$3,500	\$8,750
BOBCAT w/ TRENCHER	MT100 W/ TRENCHER ATTACHMENT, 36" CUTTING DEPTH			\$200	\$300	\$1,200	\$3,000

## VACUUMS



Vacuums	Model/Description	4hr	Day	Week	Month
SLURRY WET VACUUM	GRABBER 30	\$40	\$50	\$250	\$625
WET/DRY VACUUM	HILTI VC300	\$40	\$50	\$250	\$625
DRY VAC	HUSQVARNA	\$120	\$150	\$750	\$1,875

## CONCRETE TOOLS



Equipment	Model/Description	4hrs	Day	Week	Month
5" HAND GRINDER, DUSTLESS	BOSCH ANGLE GRINDER	\$40	\$50	\$250	\$750
7" HAND GRINDER, DUSTLESS	MAKITA ANGLE GRINDER	\$40	\$50	\$250	\$750
CONCRETE CHOP SAW	HUSQVARNA K1270 MIXED FUEL	\$64	\$80	\$320	\$800
CUT N BREAK	HUSQVARNA K3000 CONCRETE SAW. MIXED FUEL	\$120	\$150	\$600	\$1,500
HAMMER DRILL	HILTI TE 70 - ATC/AVR - CORDED OR CORDLESS OPTIONS	\$48	\$60	\$240	\$500
JACK HAMMER	HILITI 1500	\$60	\$90	\$300	\$750
JACK HAMMER	HILITI 2000	\$60	\$100	\$350	\$875
CHIPPING HAMMER	PAM DEK II	\$160	\$200	\$1,000	\$3,000
DEMOLITION BREAKER	PAM OVE 180 WATT DEMOLITION TOOL MOUNT	\$400	\$500	\$2,500	\$7,500

## CONCRETE EQUIPMENT



Equipment	Description	4hr	Day	Week	Month
BULL FLOAT	48" X 8" CONCRETE FLOAT	\$40	\$50	\$150	\$330
CONCRETE VIBRATER		\$48	\$60	\$240	\$500
10' MAGIC SCREED	HONDA 35CC	\$48	\$60	\$240	\$750
CONCRETE MIXER	1.25 cu ft	\$40	\$50	\$150	\$330
TOWABLE CONCRETE MIXER	9 cu ft	\$80	\$100	\$425	\$1,050

## LINE PAINTING



Description	Model	4hr	Day	Week	Month
LINE PAINTER + DRIVER	GRACO 5900 STANDARD TWO-GUN LINELAZER, GAS AIRLESS LINE STRIPER	\$300	\$375	\$1,875	\$5,000
SCARIFIER	GRACO GRINDLAZER HP DC89G GAS-POWERED, 8" CUT WIDTH	\$200	\$250	\$1,250	\$2,850

## MISCELLANEOUS

	Description	4hr	Day	Week	Month
PRESSURE WASHER	BE 4000 PSI 4.0GPM, 420cc, 4,000psi	\$80	\$100	\$400	\$1,000
POWER RAKER / DETHATCHER	HUSQVARNA	\$80	\$100	\$400	\$1,250
WEED WACKER WITH POWER SWEEP	STIHL KM 110R,	\$56	\$70	\$200	\$500
BACKPACK BLOWER	ECHO BLOWER,	\$56	\$70	\$225	\$600
HANDHELD AUGER	ONE PERSON AUGER	\$104	\$130	\$520	\$1,300
LOG SPLITTER	HYDRAULIC, PORTABLE	\$88	\$110	\$325	\$800
GAS WATER PUMP	HONDA WH15XT, 98 GAL/MIN, 57 PSI	\$40	\$50	\$250	\$625
PUMP CAN	PUMP CAN	\$32	\$40	\$200	\$500
SCRUBBER FAN	HUSQVARNA 1200 FAN WITH FILTER	\$48	\$60	\$240	\$600
DRUM FAN 48"	PORTABLE	\$40	\$50	\$145	\$362
MANUAL PALLET JACK		\$40	\$50	\$250	\$625
FORKLIFT JIB BOOM	4',7',9',12' TELEHANDLER EXTENSION	\$40	\$50	\$200	\$500
CRANE MAN BUCKET		\$80	\$100	\$400	\$1,000
CRANE SELF-DUMPING BUCKET		\$80	\$100	\$400	\$1,000
ENGINE HOIST STAND COMBO	CAPACITY RETRACTED 2 TON / EXTENDED .50 TON	\$40	\$50	\$250	\$625
LIFT TABLE	CAPACITY 2,200 lbs	\$40	\$50	\$250	\$625
OVER STACKER		\$48	\$60	\$300	\$900
TRACK CARRIER		\$140	\$175	\$875	\$2,250
PORTABLE SLURRY PRESS	MUDHEN	NA	NA	NA	\$3,000




### Asphalt Diamond Blades




Description	Prices
12" X 0.165" X 1"	\$246.00
14" X 0.165" X 1"	\$282.00
18" X 0.165" X 1"	\$414.00
20" X 0.165" X 1"	\$468.00
20" X 0.187" X 1"	\$486.00
24" X 0.165" X 1"	\$522.00
24" X 0.187" X 1"	\$552.00
26" X 0.187" X 1"	\$660.00
30" X 0.187" X 1"	\$948.00
36" X 0.187" X 1"	\$1,176.00
36" X 0.165" X 1"	\$1,218.00
42" X 0.165" X 1"	\$1,488.00
42" X 0.187" X 1"	\$1,542.00

### Low HP Asphalt Diamond Blades




Description	Prices
12" X 0.118" X 1"	\$199.00
14" X 0.125" X 1"	\$221.00
18" X 0.157" X 1"	\$324.00

### Concrete Diamond Blades




Description	Prices
18" X 0.165" X 1"	\$414.00
18" X 0.187" X 1"	\$432.00
20" X 0.165" X 1"	\$468.00
20" X 0.187" X 1"	\$486.00
20" X 0.220" X 1"	\$516.00
24" X 0.165" X 1"	\$522.00
26" X 0.165" X 1"	\$630.00
26" X 0.187" X 1"	\$660.00
26" X 0.220" X 1"	\$702.00
30" X 0.165" X 1"	\$924.00
30" X 0.187" X 1"	\$948.00
30" X 0.220" X 1"	\$1,002.00
36" X 0.187" X 1"	\$1,218.00
42" X 0.187" X 1"	\$1,488.00
48" X 0.187" X 1"	\$2,022.00

### Low HP Concrete Diamond Blades




Description	Prices
12" X 0.118" X 1"	\$157.00
14" X 0.125" X 1"	\$180.00
18" X 0.157" X 1"	\$270.00

### Low HP Green Diamond Blades




Description	Prices
12" X 0.118" X 1"	\$200.00
14" X 0.125" X 1"	\$222.00
18" X 0.157" X 1"	\$324.00

### Concrete Widening Diamond Blade




Description	Prices
14" X 0.375" X 1"	\$1053.00
14" X 0.500" X 1"	\$1314.00

### Handheld Diamond Blades



Description	Prices
4" x 0.095" x 7/8"	\$30.00
4.5" x 0.095" x 7/8"	\$33.00
5" X 0.095" X 7/8"	\$42.00
7" X 0.110" X 7/8"	\$60.00
8" X 0.110" X 7/8"	\$77.00
10" X 0.118" X .472"	\$113.00
12" X 0.125" X 1"	\$147.00
14" X 0.125" X 1"	\$198.00
16" X 0.140" X 1"	\$252.00

### Electric Concrete Blades




Description	Prices
12" x 0.125" x 1"	\$276.00
12" x 0.140" x 1"	\$289.00
14" x 0.125" x 1"	\$306.00
18" x 0.140" x 1"	\$468.00
20" x 0.140" x 1"	\$558.00
24" x 0.140" x 1"	\$726.00
20" x 0.165" x 1"	\$490.00

### Diamond Ring Saw Blade w/ Ring



Description	Prices
14" RING SAW	\$270.00

### Wall Saw Diamond Blade



Description	Prices
24" X 0.187" X 1"	\$575.00
24" X 0.250" X 1"	\$765.00
30" X 0.187" X 1"	\$890.00
30" X 0.220" X 1"	\$930.00
30" X 0.250" X 1"	\$935.00
36" X 0.187" X 1"	\$1,100.00
36" X 0.250" X 1"	\$1,125.00
42" X 0.187" X 1"	\$1,350.00
42" X 0.250" X 1"	\$1,400.00
48" X 0.187" X 1"	\$1625.00
54" X 0.187" X 1"	\$2,500.00
60" X 0.220" X 1"	\$3,200.00
66" X 0.220" X 1"	\$3,800.00
72" X 0.220" X 1"	\$4,250.00

### Continuous Rim Tile Blade



Description	Prices
4"	\$20.40
4.5"	\$24.00
5"	\$30.00
6"	\$42.60
7"	\$55.80
8"	\$69.00
9"	\$92.40
10"	\$105.60
12"	\$145.20

### Continuous Rim Fish Scale Diamond Blades



Description	Prices
7" X 1"	\$51.00
8" x 1"	\$69.00
10" x 1"	\$90.00
12" x 1"	\$126.00

### Diamond Carving Discs

Description	Prices
DRILL BITS FOR CARVING (30PCE)	\$60.00
35MM CARVING DISC (10PCE)	\$72.00
40MM CARVING DISC (10PCE)	\$78.00
50mm Carving Disc (10pce)	\$84.00

## Diamond Core Bits

Description	Prices
3/4" X 16" X .125"	\$60.00
5/8" X 16" X .125"	\$57.50
7/8" X 16" X .125	\$69.00
1" X 16" X 5/8"	\$58.00
1" X 18" X 5/8"	\$58.00
1.25" X 16" X 5/8"	\$73.50
1.25" X 18" X 5/8"	\$73.50
1.5" X 16" X 5/8"	\$77.00
1.5" X 18" X 5/8"	\$77.00
1 5/8" X 16" X .125"	\$82.50
1 5/8" X 18" X .125"	\$82.50
1 3/4" X 16" X .125"	\$82.50
2" X 16" X .125"	\$90.00
2" X 18" X .125"	\$95.00
2" X 24" X .125"	\$97.50
2.5" X 16" X .125"	\$102.00
2.5" X 18" X .125"	\$102.00
3" X 16" X .125"	\$126.50
3" X 18" X .125"	\$126.50
3" X 24" X .125"	\$143.00
3.5" X 16" X .125"	\$144.00
3.5" X 18" X .125"	\$148.50
4" X 16" X .125"	\$157.00
4" X 18" X .125"	\$157.00
4" X 24" X .125"	\$173.50
4.5" X 16" X .125"	\$165.00
4.5" X 18" X .125"	\$165.00
5" X 16" X .125"	\$192.50
5" X 18" X .125"	\$192.50
5.5" X 16" X .125"	\$198.00
5.5" X 18" X .125"	\$198.00
6" X 16" X .125"	\$239.50
6" X 18" X .125"	\$239.50
6.5" X 16" X .125"	\$250.50
6.5" X 18" X .125"	\$250.50
7" X 16" X .125"	\$291.50
7" X 18" X .125"	\$291.50
8" X 18" X .125"	\$352.00
9" X 18" X .125"	\$418.00
10" X 18" X .125"	\$525.50
11" X 18" X .125"	\$555.00

## Diamond Core Drill Segments


Description	Prices
8" Core Drill Segments	\$9.00
0.950" x 0.220" x 0.390" Core Drill Segments	\$9.30
3" Core Drill Segments	\$9.30
0.950" x 0.250" x 0.390" Core Drill Segments	\$11.10
0.950" x 0.275" x 0.390" Core Drill Segments	\$12.00

## Diamond XL Core Bits

Description	Prices
12" X 0.220" X 16" X .125"	\$528.00
12" X 0.220" X 20" X .125"	\$598.00
12" X 0.220" X 24" X .125"	\$609.00
13" X 0.220" X 24" X .125"	\$758.00
13.5" X 0.220" X 24" X .125"	\$823.00
14" X 0.220" X 20" X .125"	\$871.00
14" X 0.220" X 24" X .125"	\$912.00
14.5" X 0.220" X 24" X .125"	\$967.00
15" X 0.220" X 24" X .125"	\$980.00
16" X 0.220" X 24" X .125"	\$1,106.00
17" X 0.220" X 24" X .125"	\$1,248.00
18" X 0.220" X 20" X .125"	\$1,336.00
18" X 0.220" X 24" X .125"	\$1,392.00
19" X 0.220" X 24" X .125"	\$1,488.00
20" X 0.220" X 20" X .125"	\$1,584.00
20" X 0.220" X 24" X .125"	\$1,632.00
21" X 0.220" X 24" X .125"	\$1,776.00
22" X 0.220" X 24" X .125"	\$1,872.00
23" X 0.220" X 24" X .125"	\$1,990.00
24" X 0.220" X 20" X .125"	\$2,070.00
24" X 0.220" X 24" X .125"	\$2,080.00



### APPLICATION MATERIALS



## Core Drill Tubes, Caps & Crowns

Description	Prices
1" Crown	\$85.00
1" Tube	\$60.00
1" Cap	\$85.00
1.25" Crown	\$110.00
1.25" Tube	\$64.00
1.25" Cap	\$85.00
1.5" Crown	\$135.00
1.5" Tube	\$70.00
1.5" Cap	\$85.00
2" Crown	\$185.00
2" Tube	\$80.00
2" Cap	\$85.00
2.5" Crown	\$200.00
2.5" Tube	\$80.00
2.5" Cap	\$85.00
3" Crown	\$250.00
3" Tube	\$110.00
3" Cap	\$110.00
3.5" Crown	\$285.00
3.5" Tube	\$135.00
3.5" Cap	\$135.00
4" Crown	\$315.00
4" Tube	\$155.00
4" Cap	\$155.00
5" Crown	\$350.00
5" Tube	\$185.00
5" Cap	\$185.00
6" Crown	\$435.00
6" Tube	\$230.00
6" Cap	\$220.00



Contractor pricing is available. Please contact our sales team for more information  
**Calgary 403-225-4445**  
**Leduc 780-415-5599**

## Chamfer Blades

Description	Prices
12" BALDE	\$1,400.00



## Diamond Continuous Grinding Discs

Description	Prices
5" X 5/8"	\$79.00
7" X 5/8"	\$109.00



## Diamond Double Row Grinding Discs

Description	Prices
4" X 5/8"	\$73.00
4.5" X 5/8"	\$92.00
5" X 5/8"	\$111.00
7" X 5/8"	\$161.00



## Diamond Turbo Segment Grinding Discs

Description	Prices
4" X 5/8"	\$71.00
4.5" X 5/8"	\$92.00
5" X 5/8"	\$111.00
7" X 5/8"	\$161.00



## Wet Polishing Pads

Description	Prices
4" PAD 50	\$26.40
4" PAD 100	\$26.40
4" PAD 200	\$26.40
4" PAD 400	\$26.40
4" PAD 800	\$26.40
4" PAD 1500	\$26.40
4" PAD 3000	\$26.40