



827 - 46 Avenue SE
Calgary, Alberta T2G 2A5
403-276-5060

7100 42 Street
Leduc, Alberta T9E 0R8
780-980-6350

Monday to Friday
8:00am to 5:00pm
Open on weekends
by appointment only

Weekend Special
Rent Saturday and Sunday with a Monday morning return before 9:00am for (1.5) times the day rate.
Rental day is based on 24 hours

Delivery and Pick-up Available
\$120 each way for pick-up and delivery within city limits. *Exception of the Kubota K080m at \$150/hour. The Kamatsu and Doosan Excavators are \$180/hour*
Friday pick up is limited by availability and scheduling.

Fuel Surcharge
1.5x the current market rate
Repair Charges
Accidents happen. Repair charges for damages caused by the renter **\$150/hour + parts at retail.**
Down Time of equipment will be charged to the renter at CanWest Rental Rates

Full amount to be charged prior to rental.
Drivers License and Credit Card required
Cleaning Fee.
\$150 per hour for excessively dirty equipment.

SEASONAL OFFERS

Pick-up your weekend rental special on Fridays between 3-5pm and **only pay \$30.00/per piece of equipment** for the cost of the Friday Rental. This offer is exclusive only to weekend rentals.

MINI SKID-STEER AND TRACK LOADERS

Make/Model	Description	Capacity	Tipping Load	Dimensions	HP	Bucket Hinge Pin Height	Weight	Day	Week	Month
BOBCAT S70	WHEELED SKID STEER	700 lbs	1520 lbs	76" L x 35.5" W x 71.5" H	24	94"	2,795 lbs	\$200	\$1,000	\$2,000
BOBCAT MT100	STAND ON TRACK LOADER	1,000 lbs	2898 lbs	106.2" L x 35.6" W x 54.6" H	24.8	80.9"	3,390 lbs	\$200	\$1,000	\$3,000



ATTACHMENTS

Make/Model	Day	Weekly	Month
48" ANGLE BROOM	\$100	\$300	\$700
36" PALLET FORKS	\$40	\$200	\$600
10" - 24" AUGER	\$150	\$625	\$1,825
SKID STEER BREAKER 2.2" PIN	\$150	\$625	\$1,825
44" CLOSED FACE SWEEPER	\$120	\$360	\$720
36" SMOOTH BUCKET	\$35	\$175	\$525
36" TOOTH BUCKET	\$40	\$200	\$600
NEW - SNOW BLOWER	\$150	\$750	\$2,250
1.1 cu yd DUMP HOPPER	\$85	\$425	\$1,275



COMPACT LOADERS AND SKID-STEERS

Make/Model	Description	Capacity	Tipping Load	Dimensions	HP	Bucket Hinge Pin Height	Weight	Day	Weekly	Month
BOBCAT T110	TRACK LOADER	1,100 lbs	3,190 lbs	90" L x 47" W x 74" H	42	109.5"	5,202 lbs	\$300	\$1,500	\$3,000
BOBCAT T450	TRACK LOADER	1,490 lbs	4,257 lbs	98.5" L x 55" W x 77.8" H	55	109.5"	6,424 lbs	\$320	\$1,600	\$3,200
BOBCAT S595	SKID-STEER	2,200 lbs	4,400 lbs	105" L x 65.2" W x 77.8" H	74	119"	6,795 lbs	\$320	\$1,600	\$3,200
BOBCAT T595	TRACK LOADER	2,280 lbs	6,515 lbs	104.5" L x 67" W x 78" H	70	119"	8,055 lbs	\$320	\$1,600	\$3,200
BOBCAT T770 w/ REMOTE	TRACK LOADER	3,475 lbs	9,925 lbs	114.3" L x 78" W x 81.3" H	92	131"	10,515 lbs	\$425	\$2,125	\$6,375
BOBCAT T870	TRACK LOADER	4,700 lbs	10,430 lbs	120" L x 85" W x 90.2" H	100	144"	12,000lbs.	\$450	\$2,250	\$6,750



Prices subject to change without notice

COMPACT LOADER AND SKID-STEER ATTACHMENTS



Make/Model	Day	Week	Month
TOOTH BUCKET (56", 68", 74", 86")	\$40	\$200	\$600
SMOOTH BUCKET (50", 61", 65", 80" & Oversize)	\$35	\$175	\$525
78" GRAPPLE BUCKET	\$85	\$425	\$1,275
84" ANGLE BROOM	\$200	\$600	\$1,200
9' HYDRAULIC HIGH LIFT LOADER BUCKET 1 cu yd	\$175	\$875	\$1,700
72" & 74" CLOSED FACE SWEEPER w/ GUTTER BROOM	\$200	\$600	\$1,800
48" PALLET FORKS	\$35	\$175	\$525
HYDRAULIC FORKS	\$65	\$325	\$975
HD AUGER (10", 11", 12", 18", 24")	\$150	\$600	\$1,800
18" WHEEL SAW TRENCHER	\$325	\$1,625	\$4,875
BREAKERS & PLATE PACKERS	\$150	\$450	\$900
18" COLD PLANER (6" depth, water cooled)	\$350	\$1,750	\$2,500

STREET SWEEPERS



Make/Model	Week	Month
CHALLENGER SW#, IZUZU	\$7,000	NA
ELGIN 3300	\$8,000	NA
ELGIN 2018 WHIRLWIND *Call for pricing		

*Additional milage rates apply. Please call for details.

ELECTRIC SPECIALTY EQUIPMENT - ZERO EMISSIONS



Make/Model	Description	Capacity	Dimensions	Weight	Day	Week	Month
Spydercrane URW295	MINI CRANE, MIN FOOTPRINT 8'6" X 7'6"	6,450 lbs	108" L x 24" W x 56" H	4,300 lbs	\$500	\$2,500	NA
BROKK 70	DEMOLITION ROBOT	NA	59" L x 23.5" W x 34.5" H	1,235 lbs	\$350	\$1,500	NA

DUMP TRUCKS



Make/Model	Day	Week
DUMP TRUCK SINGLE AXLE	\$1,000	\$5,000

*Additional Milage rates apply. \$0.50/km Daily - first 100km is included. Weekly - first 700km is included.



TRAILERS

Make/Model	Description	Day	Week	Month
DUMP TRAILERS 10'	6,000 lbs CAPACITY, DOUBLE-AXLE, ELECTRIC BRAKES, 2-5/16" HITCH Interior Dimentions 10' x 5' x 18" 2.7 cu yd	\$125	\$600	\$1,800
DUMP TRAILERS 12'	9,800 lbs CAPACITY, DOUBLE-AXLE, ELECTRIC BRAKES, 2-5/16" HITCH Interior Dimentions 12 x 6'11" x 24 6cu yd 83 sq ft	\$150	\$750	\$2,250
DUMP TRAILERS 14'	9,800 lbs CAPACITY, DOUBLE-AXLE, ELECTRIC BRAKES, 2-5/16" HITCH Interior Dimentions 14' x 7'10" x 24" 8.1 cu yd 109 sq ft	\$175	\$875	\$2,625
DUMP HD TRAILERS 14'	13,000 lbs CAPACITY, DOUBLE-AXLE, ELECTRIC BRAKES, 2-5/16" HITCH Interior Dimentions 14' x 7'9" x 24" 8cu yd 108 sq ft	\$175	\$875	\$2,625
DUMP TRAILER 10'	6,000 LBS. FRONT DECK, DOUBLE AXLE & BREAKS, PINTLE HITCH. Interior Dimensions 10' X 5' X 18", 2.7 cu yd	\$125	\$600	\$1,800
DROP DECK	7,000 lbs CAPACITY, DROP DECK, DOUBLE-AXLE, ELECTRIC BRAKES, 2-5/16" HITCH Flatbed Dimentions 125"L x 69" W	\$130	\$650	\$1,950
FLAT DECK TRAILER 16'	11,310 lbs CAPACITY, GVWR 14,000 lbs, CURB WEIGHT 2,690 lbs	\$130	\$650	\$1,950
DECK OVER 25'	18,000 lbs CAPACITY, TANDEM WHEELS w/ ELECTRIC BRAKES, DUEL AXLE	\$170	\$800	\$2,000
TILT DECK 20'	10,000 lbs FLAT DECK, HYD TILT, ELECTRIC BRAKES, FRONT ROCK GUARD	\$140	\$600	\$1,900
TILT DECK 23'	10,000 lbs CAPACITY, STEEL MECHANICAL TILT. DECK 23' X 81", GVWR 14,000 lbs	\$140	\$600	\$1,900
TILT DECK 28'	39,600 lbs FLAT DECK, HYD TILT, AIR BRAKES	\$150	\$700	\$2,000
DECK OVER 25'	36,600 lbs CAPACITY, DECK 25'X8', ELECTRIC BRAKES, TRIDEM AXLE, GVWR 46,000 lbs	\$160	\$600	\$1,900
TRI-AXLE 25'	24,000 lbs CAPACITY, TANDEM WHEELS w/ ELECTRIC BRAKES, FLAT DECK, TRI AXLE	\$180	\$900	\$2,700
DECK OVER 29'	36,600 lbs CAPACITY, DECK 29'X8', ELECTRIC BRAKES, DUAL AXLE	\$250	\$1,250	\$3,750
ENCLOSED TOY HAULER 16'	BUMPER PULL w/ ELECTRIC BRAKES, DOUBLE-AXLE, FITS 2 MOTORCYCLES	\$140	\$700	\$2,100
ENCLOSED HAULER 22'	BUMPER PULL w/ ELECTRIC BRAKES, DOUBLE-AXLE, FITS 4 MOTORCYCLES	\$150	\$750	\$2,250
ENCLOSED CAR HAULER 28'	BUMPER PULL w/ ELECTRIC BRAKES, DOUBLE-AXLE, GVWR 12,000	\$160	\$800	\$2,400
FABTECH 8X16 SITE TRAILER	JOB SITE TRAILER	\$100	\$500	\$1,500

MINI EXCAVATORS



Make/Model	Description	Depth	Dump Height	Ground Reach	HP	Dimensions	Weight	Day	Week	Month
KUBOTA K008-4	MINI EXCAVATOR w/ THUMB	5'8"	6'8"	9'11"	10.1	108" L x 28" W x 88" H	2,200 lbs	\$250	\$1,250	\$2,500
BOBCAT E10	MINI EXCAVATOR w/ THUMB	6'	6'	10'	10.2	110" L x 27.8" W x 87" H	2,593 lbs	\$250	\$1,250	\$2,500
BOBCAT E26	MINI EXCAVATOR w/ THUMB	9'5"	10.4'	16'	24.8	170.4" L x 61" W x 96" H	6,489 lbs	\$300	\$1,500	\$3,000
BOBCAT E32	MINI EXCAVATOR w/ THUMB	10'2"	11'	16.3'	24.8	183.5" L x 61" W x 96.1" H	7,340 lbs	\$325	\$1,625	\$3,250

ELECTRIC MINI EXCAVATORS WHEELBARROW & LOADER



Make/Model	Description	Depth	Dump Height	Run Time on Full Charge	Dimensions	Weight	Day	Week	Month
KATO 9VXB	ELECTRIC MINI w/ EXPANDABLE TRACKS	5'	NA	8 hrs.	106" L x 27.5"-37" W x 67" H	2,060 lbs	\$320	\$1,600	NA
JCB 19C-1E	ELECTRIC MINI w/ THUMB Top can be removed for easy access	9'3"	9'3"	8 hrs.	149" L x 39" W x 67"- 92" H	4,193 lbs	\$545	\$2,725	NA
TUFFTRUK TB11E	BATTERY WHEEL BARROW DUMP	NA			68.5" L x 34.5" W x 38" H	561 lbs	\$100	\$500	NA
SHERPA SH100E	MINI ELECTRIC LOADER	NA			60" L x 30" W x 100" H	1,673 lbs	\$180	\$900	NA

EXCAVATORS



Make/Model	Description	Depth	Dump Height	Ground Reach	HP	Dimensions	Weight	Day	Week	Month
KUBOTA KX080-4	EXCAVATOR w/ THUMB	15'	17'2"	24"	66	254" L x 86.5" W x 100" H	18,365 lbs	\$518	\$2,500	\$7,500
KOMATSU PC 160	TRACK EXCAVATOR w/ THUMB	17'	20'	26.9'	113	336" L x 98" W x 115" H	35,935 lbs	NA	\$3,000	\$9,000
DOOSAN DX190	WHEELED EXCAVATOR w/ THUMB	19.6'	21.1'	30.2'	156	344" L x 99" W x 123" H	43,431 lbs	NA	\$3,500	\$10,500

SEALCOATING & CRACK SEALING



Make/Model	Description	Day	Week	Month
CRAFTCO MINI MELTER 10	WALK-BEHIND CRACK SEALER	\$100	\$500	\$1,500
SIM LINER 275 METRO	MELTING BLOCK W/ MELTER	\$500	\$2,500	\$7,500
AIRBOSS 300 SEALCOATER /INC TRAILER	300 GALLON AIR OPERATED SPRAY SYSTEM WITH FULL SWEEP AGITATION TANK. TRAILER PROVIDED.	\$1000	\$3,500	NA

VERMEER TRENCHER



Make/Model	Description	Dimensions	Weight	Day	Week	Month
CC135	CUTTING WHEEL SAW CUTTING WIDTH 5", CUTTING DEPTH 31"	165" L x 96" W x 120" H	26,000 lbs	\$500	\$2,500	\$7,500

20% OFF weekly
compressor rentals
all summer long!



DIESEL ROTARY SCREW AIR COMPRESSORS

Make/Model	Description	psi	Dimensions	Weight	Day	Week	Month
SULLIVAN D210	210 CFM	100/150	134" L x 55" W x 70" H	2,340 lbs	\$250	\$1,250 \$1,000	NA
INGERSOLL RAND XP375	375 CFM	150	158" L x 68" W x 78" H	4,361 lbs	\$425	\$2,125 \$1,700	NA
ATLAS COPCO XATS400CD7T3	400 CFM	150/200	152" L x 72" W x 69" H	3,900 lbs	\$450	\$2,250 \$1,800	NA
DOOSAN P425 AIR COMPRESSOR	425 CFM	100	125.5" L x 78" W x 70" H	5,030 lbs	\$470	\$2,350 \$1,880	NA
ATLAS COPCO	440 CFM	150	157" L x 74" W x 74" H	4,590 lbs	\$490	\$2,450 \$1,960	NA
ATLAS COPCO XAS450JD6	450 CFM	175	110" L x 55" W x 63" H	4,023 lbs	\$490	\$2,450 \$1,960	NA

*Comes with (1) 50' length of hose, extra lengths available \$10/day



GENERATORS

Make/Model	Description	Dimensions	Weight	Day	Week	Month
HONDA EG6500	6.5 kva / 220V, 10.4 HRS RUN TIME	27" L x 21" W x 22.5" H	180 lbs.	\$80	\$400	\$1,200
SHINDAIWA DGK14F	14 kva / 240V	55" L x 28" W x 47" H	1378 lbs	\$150	\$750	\$2,250
KUBOTA SQ3330CANSW	19 kva / 480V	76" L x 34" W x 39" H	1940 lbs	\$200	\$1,000	\$3,000
SHINDAIWA DG25	25 kva / 480V AND LIGHT TOWER, ULTRA QUIET	59" L x 28" W x 39" H	2,500 lbs	\$200	\$1,000	\$3,000
SHINDAIWA DGK45F	45 kva / 480V	83" L x 37" W x 61" H	3,262 lbs	\$300	\$1,500	\$4,500
SHINDAIWA DGK100D	100 kva / 480V	102" L x 49" W x 71" H	4,564 lbs	\$500	\$2,500	\$7,500

ELECTRIC EQUIPMENT - ZERO EMISSION RENTALS

Make/Model	Description	Capacity	Dimensions	Weight	Day	Week	Month
HELI DC15	ELECTRIC PALLET JACK	3300 lbs	63" L x 22" W x 48" H	344 lbs	\$60	\$300	NA
TUFFTRUK TB11E	BATTERY WHEEL BARROW DUMP	561 lbs	68" L x 34.5" W x 38" H	561 lbs	\$100	\$500	NA
HUSQVARNA PG 450	18" TRI-PLANETARY DRIVE	NA	51" L x 19" W x 45" H	240 lbs	\$175 + Segments	\$875 + Segments	NA
SHERPA SH100E	MINI ELECTRIC LOADER	600 lbs	60" L x 30" W x 47" H	1,673 lbs	\$180	\$900	NA
KATO 9VXB	ELECTRIC MINI EXC W EXPANDABLE TRACKS	5' Depth	106" L x 27.5-37" W x 82" H	2,060 lbs	\$300	\$1,500	NA
JCB 19C-1E	ELECTRIC BATTERY OPER. MINI EXCAVATOR	9'3" Depth	149" L x 39" W x 92" H	4,105 lbs	\$545	\$2,725	NA
CC1300XL ELECTRIC SMALL SAW	MAX BLADE SIZE 20", 7.5" CUT DEPTH, 480V	NA	38.5" L x 22.75" W x 41" H	275 lbs	\$125 + Blade	\$625 + Blade	NA
SPYDERCRANE	MINI CRANE, MIN FOOTPRINT 8'6" X 7'6"	6,450 lbs	108" L x 24" W x 56" H	4,300 lbs	\$500	\$2,500	NA
BROKK 70	DEMOLITION ROBOT	NA	59" x 23.5" E x 34.5" H	1,235 lbs	\$350	\$1,500	NA

*Blade rental starting from \$68/day + Usage



COMPACTION



Make/Model	Description	Dimensions	Weight	Day	Week	Month
HUSQVARNA LF80	PLATE PACKER, 33KM/HR, 17" PLATE WITH WATER TANK	38" L x 16.5" W x 39" H	210 lbs	\$70	\$350	\$1,050
HUSQVARNA LT6005	JUMPING JACK, 16.5M/MIN, 9" PLATE	NA	134 lbs	\$85	\$425	\$1,275
SAKAI PACKER CR271	DRUM ROLLER w/ VIBRATION & WATER TANK	79" L x 40" W x 96" H	3,265 lbs	\$250	\$1,250	\$3,750

CORE DRILL PRODUCTS



Make/Model	Description	Day	Week	Month
CORE STAND FULL SET	CORE DRILL, STAND, HAMMER DRILL, PUMP CAN, INSERTS, MOUNTING RODS, WRENCHES	\$200 + Bit	\$1,000 + Bit	\$3,000 + Bit
WEKA DK16	ELECTRIC HANDHELD CORING, MAX 4" BIT * Bit not included	\$80 + Bit	\$400 + Bit	\$1,200 + Bit
HILTI DD250	MAX 12" CORE BIT SIZE, INCLUDES STAND	\$120 + Bit	\$600 + Bit	\$1,800 + Bit
HILTI VAC VC 300	DRY VACUUM	\$150	\$750	\$2,250
HILTI TE76	HAMMER DRILL, INCLUDES 5 ANCHORS AND ROD	\$60	\$300	\$900
Vacuum Base	FOR DRILL STAND	\$80	\$300	\$900
Pump Pressure Can		\$40	\$200	\$600

*Core Bits available starting from \$52.50

FLOOR GRINDERS



Make/Model	Description	Dimensions	Weight	Day	Week	Month
CORE CUT CPG100	CORE CUT CPG 100 SINGLE HEAD FLOOR GRINDER GAS	34" L x 17" W x 24" H	250 lbs	\$125	\$625	\$1,875
HUSQVARNA PG450	FLOOR GRINDER & POLISHER 240V	52" L x 19" W x 45" H	240 lbs	\$175	\$875	\$2,625
HUSQVARNA PG450 COMBO	W/ HILTI VAC VC 300 DRY VACUUM			\$300	\$1,500	\$3,500
CORE CUT CPG200	ELECTRIC DUAL HEAD FLOOR GRINDER 480V	57" L x 28" W x 43" H	510 lbs	\$200	\$1,000	\$3,000
CORE CUT CPG200 COMBO	W/ GRABBER SLURRY			\$300	\$1,500	\$4,000

*Polishing Pads are available for \$80/each

WALK-BEHIND SAWS



Make/Model	Description	Dimensions	Weight	Day	Week	Month
CC1300XL ELECTRIC SMALL SAW	MAX BLADE SIZE 20", 7 5/8" CUT DEPTH, 240 V, LIGHT WEIGHT	38.5" L x 22.75" W x 41" H	280 lbs	\$125 + Blade	\$500 + Blade	\$1,500 + Blade
HUSQVARNA FS413 GAS	MAX BLADE SIZE 20", 7 5/8" CUT DEPTH	59" L x 26" W x 41" H	306 lbs	\$100 + Blade	\$500 + Blade	\$1,500 + Blade
HUSVARNA FS4800 DIESEL	MAX BLADE SIZE 30", 12" CUT DEPTH	56" L x 33.25" W x 51" H	1,500 lbs	\$500 + Blade	\$1,500 + Blade	\$3,500 + Blade
CC1200XL GAS	MAX BLADE SIZE 18", 7" CUT DEPTH	38" L x 23" W x 35" H	250 lbs	\$100 + Blade	\$500 + Blade	\$1,500 + Blade

*Blade rental starting from \$68/day + Usage

VACUUMS



Make/Model	Description	Day	Week	Month
GRABBER 30	SLURRY WET VACUUM	\$100	\$500	\$1,000
HILTI VC300	WET/DRY VACUUM	\$100	\$500	\$1,000
HILTI S36 DRY VAC	285 CFM, 3.2 HP, 140 lbs, 120 V	\$150	\$750	\$2,250

CONCRETE TOOLS



Make/Model	Description	Day	Week	Month
DEWALT DW840	7" HAND GRINDER, DUSTLESS	\$60 + Blade	\$300 + Blade	\$900 + Blade
HUSQVARNA K1270	GAS CHOP SAW	\$80 + Blade	\$400 + Blade	\$1,200 + Blade
HUSQVARNA K970	GAS RING SAW	\$150 + Blade	\$750 + Blade	\$2,250 + Blade
HILTI TE 70 - ATC/AVR	COMBIHAMMER	\$80	\$400	\$1,200
HILTI TE2000 AVR	BREAKER	\$90	\$450	\$1,350
PAM DEK II	CHIPPING HAMMER	\$180	\$900	\$2,800
PAM OVE	180 WATT DEMOLITION TOOL MOUNT WITH BREAKER	\$500	\$2,000	\$6,000

CONCRETE EQUIPMENT



Make/Model	Description	Day	Week	Month
HONDA 35CC	10' MAGIC SCREED	\$40	\$200	\$500
CONCRETE MIXER	1.25 cu ft	\$40	\$200	\$500
CONCRETE VIBRATER		\$50	\$250	\$500
BULL FLOAT	48" X 8" CONCRETE FLOAT	\$20	\$100	\$300

GPR SCANNER



Make/Model	Description	Scanning Depth	Weight	Day	Week	Month
GSSI MINI	STRUCTURESCAN MINI XT, 2700 MHz	24"	4 lbs	\$275	\$1,375	\$3,000
HILTI	PS 1000 SCANNER	12"	5.5 lbs	\$275	\$1,375	\$3,000

WALL SAW



Make/Model	Description	Max Depth	Weight	Day	Week	Month
HUSQVARNA WS 482 HF	WALLSAW UNIT, 65.4 LBS	29"	4 lbs	NA	\$3,750	\$11,250

*Blade rental starting from \$68/day + Usage

LINE PAINTING



Description	Day	Week	Month
LINE PAINTER, RUST-OLEUM PAINT MACHINE (ONE PAINT CAN INCLUDED - ADDITIONAL PAINT EXTRA)	\$40	\$200	\$300
GRACO LINE PAINTER WITH DRIVER	\$250	\$1,250	\$3,500
SCABBLER - LINE PAINT REMOVER	\$250	\$1,250	\$3,500

MISCELLANEOUS


Description	Day	Week	Month
HONDA X 200 STREAM, COMMERCIAL PRESSURE WASHER, 3000 PSI, 6.5 HP, 2.3 GPM, 25' HOSE	\$100	\$500	\$1,500
HONDA WH15XT, GAS WATER PUMP, 98 GAL/MIN, 57 PSI	\$40	\$200	\$600
LOG SPLITTER, HYDRAULIC, PORTABLE	\$100	\$500	\$1,500
MUDHEN, PORTABLE SLURRY PRESS	N/A	N/A	\$3,000
HUSQVARNA POWER RAKER / DETHATCHER	\$100	\$500	\$1,500
STIHL KM 110R, WEED WACKER WITH POWER SWEEP	\$60	\$300	\$900
ENGINE HOIST STAND COMBO, CAPACITY RETRACTED 2 TON / EXTENDED .50 TON	N/A	\$100	N/A
LIFT TABLE, CAPACITY 2,200 lbs	\$30	\$150	\$450
FORKLIFT JIB BOOM, 4',7',9',12' TELEHANDLER EXTENSION	\$40	\$200	\$600
KENCO JERSEY BARRIER GRAPPLE, LIFT CAPACITY 9,000 lbs, 6-12" GRIP RANGE	\$40	\$200	\$600
CRANE BUCKET SELF DUMPING, RATED FOR 6,000 lbs	\$80	\$400	\$1,200
HILTI DC15 ELECTRIC PALLET JACK	\$60	\$300	\$900
DAYTON MANUAL FORK, OVER STACKER	\$60	\$300	\$900
ECHO BLOWER, BACKPACK BLOWER	\$60	\$300	\$900
GREEN PRO ELECTRIC WHEEL BARROW	\$40	\$200	\$600
SNOW BLOWER WALK BEHIND	\$50	\$250	\$750
HUSQVARNA A 1200 FAN WITH FILTER	\$60	\$300	\$900
DRUM FAN 48" - PORTABLE	\$50	\$250	\$750



FREE Shipping on all orders over \$150


Some exclusions may apply for larger products. Visit our website for more details.

Asphalt Diamond Blades



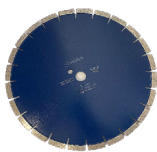
Description	Prices
12" X 0.165" X 1"	\$246.00
14" X 0.165" X 1"	\$282.00
18" X 0.165" X 1"	\$414.00
20" X 0.165" X 1"	\$468.00
20" X 0.187" X 1"	\$486.00
24" X 0.165" X 1"	\$522.00
24" X 0.187" X 1"	\$552.00
26" X 0.187" X 1"	\$660.00
30" X 0.187" X 1"	\$948.00
36" X 0.187" X 1"	\$1,218.00
36" X 0.165" X 1"	\$1,218.00
42" X 0.165" X 1"	\$1,488.00
42" X 0.187" X 1"	\$1,488.00

Low HP Asphalt Diamond Blades




Description	Prices
12" X 0.118" X 1"	\$199.00
14" X 0.125" X 1"	\$221.00
18" X 0.157" X 1"	\$324.00

Concrete Diamond Blades




Description	Prices
18" X 0.165" X 1"	\$414.00
18" X 0.187" X 1"	\$432.00
20" X 0.165" X 1"	\$468.00
20" X 0.187" X 1"	\$486.00
20" X 0.220" X 1"	\$516.00
24" X 0.165" X 1"	\$522.00
26" X 0.165" X 1"	\$630.00
26" X 0.187" X 1"	\$660.00
26" X 0.220" X 1"	\$702.00
30" X 0.165" X 1"	\$924.00
30" X 0.187" X 1"	\$948.00
30" X 0.220" X 1"	\$1,002.00
36" X 0.187" X 1"	\$1,218.00
42" X 0.187" X 1"	\$1,488.00
48" X 0.187" X 1"	\$2,022.00

Low HP Concrete Diamond Blades




Description	Prices
12" X 0.118" X 1"	\$157.00
14" X 0.125" X 1"	\$180.00
18" X 0.157" X 1"	\$270.00

Low HP Green Diamond Blades



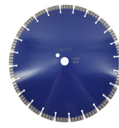
Description	Prices
12" X 0.118" X 1"	\$200.00
14" X 0.125" X 1"	\$222.00
18" X 0.157" X 1"	\$324.00

Concrete Widening Diamond Blade




Description	Prices
14" X 0.375" X 1"	\$672.00
14" X 0.500" X 1"	\$876.00

Handheld Diamond Blades



Description	Prices
4" x 0.095" x 7/8"	\$30.00
4.5" x 0.095" x 7/8"	\$30.00
5" X 0.095" X 7/8"	\$42.00
7" X 0.110" X 7/8"	\$60.00
8" X 0.110" X 7/8"	\$72.00
12" X 0.125" X 1"	\$138.00
14" X 0.125" X 1"	\$198.00
16" X 0.140" X 1"	\$252.00

Electric Concrete Blades




Description	Prices
12" x 0.125" x 1"	\$276.00
12" x 0.140" x 1"	\$289.00
14" x 0.125" x 1"	\$306.00
18" x 0.140" x 1"	\$468.00
20" x 0.140" x 1"	\$558.00
24" x 0.140" x 1"	\$726.00

Diamond Ring Saw Blade w/ Ring



Description	Prices
14" RING SAW	\$256.00

Wall Saw Diamond Blade



Description	Prices
24" X 0.187" X 1"	\$575.00
24" X 0.250" X 1"	\$765.00
30" X 0.187" X 1"	\$890.00
30" X 0.220" X 1"	\$930.00
30" X 0.250" X 1"	\$935.00
36" X 0.187" X 1"	\$1,100.00
36" X 0.250" X 1"	\$1,125.00
42" X 0.187" X 1"	\$1,350.00
42" X 0.250" X 1"	\$1,400.00
48" X 0.187" X 1"	\$1625.00
54" X 0.187" X 1"	\$2,500.00

Continuous Rim Tile Blade



Description	Prices
4"	\$20.40
4.5"	\$24.00
5"	\$30.00
6"	\$42.60
7"	\$55.80
8"	\$69.00
9"	\$92.40
10"	\$105.60
12"	\$145.60

Continuous Rim Fish Scale Diamond Blades



Description	Prices
7" X 1"	\$51.00
8" x 1"	\$69.00
10" x 1"	\$90.00
12" x 1"	\$126.00

Diamond Carving Discs

Description	Prices
DRILL BITS FOR CARVING (30PCE)	\$60.00
35MM CARVING DISC (10PCE)	\$72.00
40MM CARVING DISC (10PCE)	\$78.00
50mm Carving Disc (10pce)	\$84.00

Diamond Core Bits

Description	Prices
3/4" X 16" X .125"	\$60.00
5/8" X 16" X .125"	\$57.50
7/8" X 16" X .125"	\$69.00
1" X 16" X 5/8"	\$58.00
1" X 18" X 5/8"	\$58.00
1.25" X 16" X 5/8"	\$73.50
1.25" X 18" X 5/8"	\$73.50
1.5" X 16" X 5/8"	\$77.00
1.5" X 18" X 5/8"	\$77.00
1 5/8" X 16" X .125"	\$82.50
1 5/8" X 18" X .125"	\$82.50
1 3/4" X 16" X .125"	\$82.50
2" X 16" X .125"	\$93.50
2" X 18" X .125"	\$93.50
2" X 24" X .125"	\$97.50
2.5" X 16" X .125"	\$102.00
2.5" X 18" X .125"	\$102.00
3" X 16" X .125"	\$126.50
3" X 18" X .125"	\$126.50
3" X 24" X .125"	\$143.00
3.5" X 16" X .125"	\$148.50
3.5" X 18" X .125"	\$148.50
4" X 16" X .125"	\$157.00
4" X 18" X .125"	\$157.00
4" X 24" X .125"	\$173.50
4.5" X 16" X .125"	\$165.00
4.5" X 18" X .125"	\$165.00
5" X 16" X .125"	\$192.50
5" X 18" X .125"	\$192.50
5.5" X 16" X .125"	\$198.00
5.5" X 18" X .125"	\$198.00
6" X 16" X .125"	\$239.50
6" X 18" X .125"	\$239.50
6.5" X 16" X .125"	\$250.50
6.5" X 18" X .125"	\$250.50
7" X 16" X .125"	\$291.50
7" X 18" X .125"	\$291.50
8" X 18" X .125"	\$352.00
9" X 18" X .125"	\$418.00
10" X 18" X .125"	\$525.50
11" X 18" X .125"	\$530.00

Diamond Core Drill Segments

Description	Prices
8" Core Drill Segments	\$9.00
0.950" x 0.220" x 0.390" Core Drill Segments	\$9.30
3" Core Drill Segments	\$9.30
0.950" x 0.250" x 0.390" Core Drill Segments	\$11.10
0.950" x 0.275" x 0.390" Core Drill Segments	\$12.00


Diamond XL Core Bits

Description	Prices
12" X 0.220" X 20" X .125"	\$532.00
12" X 0.220" X 24" X .125"	\$559.00
13" X 0.220" X 24" X .125"	\$695.00
13.5" X 0.220" X 24" X .125"	\$836.00
14" X 0.220" X 20" X .125"	\$774.00
14" X 0.220" X 24" X .125"	\$836.00
14.5" X 0.220" X 24" X .125"	\$860.00
15" X 0.220" X 24" X .125"	\$880.00
16" X 0.220" X 24" X .125"	\$1012.00
17" X 0.220" X 24" X .125"	\$1,114.00
18" X 0.220" X 20" X .125"	\$1,188.00
18" X 0.220" X 24" X .125"	\$1,276.00
19" X 0.220" X 24" X .125"	\$1,364.00
20" X 0.220" X 20" X .125"	\$1,408.00
20" X 0.220" X 24" X .125"	\$1,496.00
21" X 0.220" X 24" X .125"	\$1,628.00
22" X 0.220" X 24" X .125"	\$1,716.00
23" X 0.220" X 24" X .125"	\$1,824.00
24" X 0.220" X 20" X .125"	\$1,804.00
24" X 0.220" X 24" X .125"	\$1,892.00



Contractor pricing is available. Please contact our sales team for more information
Calgary 403-225-4445
Leduc 780-415-5599

Diamond Continuous Grinding Discs



Description	Prices
5" X 5/8"	\$79.00
7" X 5/8"	\$109.00

Diamond Double Row Grinding Discs




Description	Prices
4" X 5/8"	\$81.00
4.5" X 5/8"	\$102.00
5" X 5/8"	\$117.00
7" X 5/8"	\$168.00

Diamond Turbo Segment Grinding Discs



Description	Prices
4" X 5/8"	\$81.00
4.5" X 5/8"	\$105.00
5" X 5/8"	\$120.00
7" X 5/8"	\$180.00

APPLICATION MATERIALS



Wet Polishing Pads

Description	Prices
4" WET POLISHING PAD 50	\$26.40
4" WET POLISHING PAD 100	\$26.40
4" WET POLISHING PAD 200	\$26.40
4" WET POLISHING PAD 400	\$26.40
4" WET POLISHING PAD 800	\$26.40
4" WET POLISHING PAD 1500	\$26.40
4" WET POLISHING PAD 3000	\$26.40